



Check back through the **Spring 2020**. **New ideas, information, activities will be added weekly!**
 Questions? Email Wendy at wendy.barden@pcae.k12.mn.us







Tips for implementing distance learning

- Number one! Work to maintain the relationships you’ve already developed with students.
- Start small and take baby steps down this new path.
- Prepare independent work at a level that is a little easier than the work you would have planned for classroom, face-to-face instruction.
- Consider focusing on one strand or process per week (Create, Perform, Respond, Connect).
- State “I can...” statements so students understand what they will know or be able to do by the end of the lesson.
- Give students choice, if possible.
- Bring in an element of fun or something out of the ordinary:)
- *As hard as you are working, recognize everything will not be perfect...*

A chart of sample, ready-to-use activities for distance learning

Resources named in bold (right column) identify an attached page that can be distributed to students

Grade	Strand*	“I can...”	Resource
K-5	Perform	I can sing a song I know in many different ways.	A Song A Day! This can be a fun, family activity completed over several days.
K-5	Foundations		Music Class Charades This can be a fun activity for siblings.
K-2	Foundations	I can create, perform, respond to, and connect music to life.	I am a Musician! Activity Board This can be a fun, family activity completed over several days.
	Create		
	Perform		
	Respond		
	Connect		
2-5	Respond	I can listen to and describe music.	Descriptor-Emoji Cards.Elementary https://content.thespco.org/music/concert-library/ The library includes many live concert videos of The St. Paul Chamber Orchestra . Check out the diverse list of composers and performers. https://www.youtube.com/user/MIMphx/videos Check out some of the concerts from the Musical Instrument Museum (MIM) Theater in Phoenix. These excerpts showcase music and musicians from around the world.
3-5	Connect	I can create a new and improved instrument.	Creating a New and Improved Instrument! Imagine you are trading an instrument along the Silk Road.
3-5	Connect	I can see how music is part of everyday life.	Everyday Music Interview Interview a parent or other adult to learn how music has been a part of their life.
3-8	Foundations	I can describe and categorize instruments of the orchestra.	Instrument Investigation https://www.minnesotaorchestra.org/community-education/teachers-students-and-parents/instrument-musician-guide

			Learn about each instrument, hear and see them played, and meet musicians of the Minnesota Orchestra who play that instrument.
3-8	Foundations		Choice Board 3 of 5 Complete this board to give your students choice in how they might achieve the learning target. I like the reflection questions that could be applied to many other tasks.
3-8 	Perform	I can play body drumset.	http://jamzone.littlekidsrock.org/lessons/body-drumset/ Seven, short and easy to follow videos breakdown the moves to play kick drum, snare drum, and hi-hat cymbal. Play along! Little Kids Rock has many other Modern Band online resources, too.
4-8	Create	I can create a rhythm composition.	Move it! Plan and organize 2-measure phrases into an 8-measure composition, then put it in your feet.
3-12	Perform	I can perform music from symbols.	Abstract Music How could different shapes, lines, and colors represent sound?
5-12	Perform	I can perform my part of a rhythm duet.	Provide students with a few simple rhythm duets that siblings could work on and perform together using found sounds or instruments.
6-12 	Respond	I can listen to and describe music.	Descriptor-Emoji Cards.Secondary https://content.thespco.org/music/concert-library/ The library includes many live concert videos of The St. Paul Chamber Orchestra . Check out the diverse list of composers and performers. https://www.youtube.com/user/MIMphx/videos Check out some of the concerts from the Musical Instrument Museum (MIM) Theater in Phoenix. These excerpts showcase music and musicians from around the world.
6-12 	Respond	I can analyze and describe music.	Make a Playlist! Select some of your favorite music to use for an everyday purpose.
9-12 	Respond	I can listen to and describe music.	Listener's Tic-Tac-Toe https://content.thespco.org/music/concert-library/ The library includes many live concert videos of The St. Paul Chamber Orchestra . Check out the diverse list of composers and performers. https://www.youtube.com/user/MIMphx/videos Check out some of the concerts from the Musical Instrument Museum (MIM) Theater in Phoenix. These excerpts showcase music and musicians from around the world.
	Connect	I can connect music to personal, cultural or historical context.	
9-12 	Connect	I can connect music to personal, cultural or historical context.	Musical Inquiry Use these sample websites and open-ended questions – or ideas of your own – to develop your own learning experiences for students.
6-12	Foundations	I understand half, quarter, eighth and sixteenth notes; half, quarter, and eighth rests.	Rhythm Differentiation Tic-Tac-Toe Here is a great example of giving students a choice in how they want to reinforce their understanding of a concept. This packet may be assigned to students “as is,” or use the template to organize learning toward another learning target.
	Create		
	Perform		
	Respond		
6-12 	Respond	I can evaluate a performance.	High School Concert Bundle Assign students to complete one or more parts of this bundle using their concert music. Holistic rubrics included. If students have worked on these benchmarks earlier, each component could serve as a summative assessment. Part 1 – Respond (Benchmarks 3.9.4.7.1, 3.9.4.8.1) Part 2 – Connect (Benchmark 3.9.5.10.1) Part 3 – Create (Benchmarks 3.9.2.2.1, 3.9.2.3.1, 3.9.2.4.1) Part 4A – Perform (Benchmark 3.9.3.6.1) Part 4B – Perform (Benchmark 3.9.3.5.1)
	Connect	I can connect music to the context in which it was written.	
	Create	I can create a warm-up exercise.	
	Perform	I can perform my parts in the concert music.	

* The strands of the (2018) K-12 Minnesota Standards in Music are Foundations, Create, Perform, Respond, and Connect.

Online resources for more ideas!

https://www.facebook.com/search/top/?q=music%20educators%20creating%20online%20learning&epa=SEARCH_BOX

Music Educators Creating Online Learning Facebook page

Here's a place where teachers around the world are able to share resources they've created for distance learning.

<http://perpich.mn.gov/wp-content/uploads/2020/03/WMEA-Online-Teaching-Project-1.pdf>

WMEA Online Teaching Project

Minnesota music educators are invited to join with Wisconsin music educators generating shareable plans and resources for our classrooms. Learn more about this work and access all forms through this webpage.

https://mim.org/mimkids/mimkids-resources/?utm_source=tunedin&utm_medium=email&utm_content=mimkids-resources

Here are instructions from the **Musical Instrument Museum** (MIM) in Phoenix to make amazing world instruments! Learn the story of each instrument, a folk song to play and sing, and view video performances in their original context.

<https://www.mrsmiraclesmusicroom.com/2020/03/music-lessons-during-school-closures.html>

- Drawing to Music (Grades K-1)
- Moods in Music (Grades 1-2)
- Symphony Orchestra Project (Grades 3-5)
- Instruments of the Orchestra (Grades 3-5)
- Note Naming on the Treble Clef Staff (Grades 3-5)

<https://www.mydso.com/dso-kids/learn-and-listen/instruments>

Dallas Symphony Orchestra: Learn + Listen with Video, Instruments, Composers, Building Blocks of Music. How could you adapt the "Flat Beethoven" activity?

<https://www.metopera.org/>

Beginning March 16 and continuing each day for the duration of the Met's closure, an encore presentation from the company's Live in HD series will be made available from 7:30 pm EDT until 3:30 pm the following day.

<https://banddirector.com/teaching-technology/four-things-band-directors-can-do-to-contend-with-coronavirus-concerns/>

Check out these four e-learning activities and the multimedia resources to carry them out.

<https://itunes.apple.com/us/app/playtunes/id1403421290?mt=8>

From Shawn McGinn, Band Director and Creator of PlayTunes music learning app. "As many districts are facing imminent shutdown, I made a way for students to get full access to my app for free. It's a home practice app designed for kids in their first 3 years of band."

1. Download the app using the link above.
2. Scroll past the how-to screens and, at the home page, tap on lower right corner until a text box pops up, in which you type "Free-pass" - all levels will become immediately available.

[https://www.theedublogger.com/teaching-online-school-closures/?utm_source=Edublogs&utm_campaign=a09bf9d263-Edublogs Weekly 14 12 2017 COPY 01&utm_medium=email&utm_term=0_0417f70ab4-a09bf9d263-86205826&fbclid=IwAR2tRRd1HPUnRFVF-EyDTQ9LZuWl_UzyNYLu4gGVaAG36l-1JWWuGEavoc](https://www.theedublogger.com/teaching-online-school-closures/?utm_source=Edublogs&utm_campaign=a09bf9d263-Edublogs%20Weekly%2014%2012%202017%20COPY%2001&utm_medium=email&utm_term=0_0417f70ab4-a09bf9d263-86205826&fbclid=IwAR2tRRd1HPUnRFVF-EyDTQ9LZuWl_UzyNYLu4gGVaAG36l-1JWWuGEavoc)

General tips and resources for teaching online due to school closures.